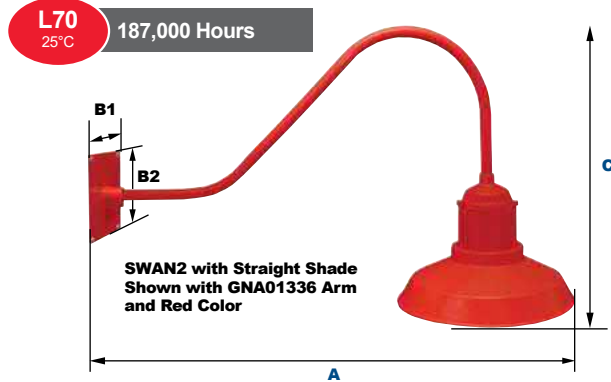




GOOSENECKS



L70
25°C

187,000 Hours

SWAN2 with Straight Shade
Shown with GNA01336 Arm
and Red Color



**See Page 2 for
Fixture and Arm
Dimensions**

Pemco's Swan2 Vaporproof Straight Shade Gooseneck LEDlight luminaire is available with 5 Gooseneck arms of various lengths and is designed to replace HID lighting systems up to 175w MH or HPS. This vapor resistant fixture can withstand extreme physical and environmental abuse and is ideal for retail centers, industrial parks, schools and universities, public transit and airports, office buildings and medical facilities. Designed for architectural wall mounting up to heights of 20 feet based on light level and uniformity requirements.

SWAN2 Specifications and Features:

Housing:

Heavy Duty Die Cast Aluminum Housing with Integral Heat Sinking, 3/4" NPS Threaded Mount.

Listing & Ratings:

CSA: Listed for Wet Locations, ANSI/UL 1598, 8750
IP66 Sealed LED Compartment.

Finish:

Powdercoat Finish Over a Chromate Conversion Coating. Custom Colors Available Upon Request.

Lens:

Flat Clear Tempered Glass Lens

Mounting:

Fixed Mount

EasyLED LED:

Aluminum Boards

Wattage:

Array: 23w, System: 27w(175w HID Equivalent)

Driver:

Electronic Driver, 120-277V, 50/60Hz; Less Than 20% THD and PF>0.90. Standard Internal Surge Protection 2kV. 0-10V Dimming Standard for a Dimming Range of 100% to 10%; Dimming Source Current is 150 Microamps.

Warranty:

5-Year Warranty for -40°C to +50°C Environment.

See Page 3 for Projected Lumen Maintenance Table.

Dimensions

Base Length (B1)	8" (203mm)
Base Height (B2)	8" (203mm)
Length (A)	44" (1116mm)
Height (C)	27 1/2" (699mm)

Step 1: Select SWAN2 Luminaire

Order Information Example: **SWAN2F1X23U5KRGNFDF**

SWAN2	F	1X23	U			GNF	
Model	Optics	Wattage	Driver	CCT	Color	Mounting	Options
SWAN2=Pendant Mount Vaporproof	F=Type V	1X23=23w	U=120-277V	4K=4000K 5K=5000K	B=Black, RAL9011 P=Platinum, RAL9006 R=Red, RAL3020 W=White, RAL9016 C=Custom (Consult Factory)	GNF=Fixed Downlight, Includes 72" of Wire for Arm Feed Through to Wall Box	SF=Single Fuse (120-277V Only) DF=Double Fuse (120-277V Only)

Gooseneck Arm Specifications and Features:

Construction:

Heavy-Duty 3/4" Aluminum Arms with 3/4" NPS Threads on Fixture Mounting End.

Finish:

Powdercoat Finish Over a Chromate Conversion Coating. Custom Colors Available Upon Request.

Mounting Options:

Mount with 3/4" Square or Round Mounting Plates.

Step 2: Select Arm

Order Information Example: **GNA01336RS**

Model	Length	Color	Mounting
GNA013 - Classic Hook	36=36" 30=30"	B=Black, RAL9011 P=Platinum, RAL9006 R=Red, RAL3020 W=White, RAL9016 C=Custom (Consult Factory)	S=Square Oversized Wall Mount N=No Wall Mount
GNA023 - Straight	30=30" 24=24" 18=18" 12=12"		
GNA033 - Straight Offset	30=30" 24=24"		
GNA043 - Straight Rise	30=30"		
GNA053 - Round Hook	30=30" 24=24" 18=18"		

Step 3: Select Shade

Order Information Example: **VS30SR**

Model	Color
VS30S	
VS30S=Straight Shade	B=Black, RAL9011 P=Platinum, RAL9006 R=Red, RAL3020
	W=White, RAL9016 C=Custom (Consult Factory)

Specification Guide:



QUICK SHIP



GOOSENECKS

Accessories & Replacement Parts



VS30S

Replacement Parts (Order Separately, Field Installed)

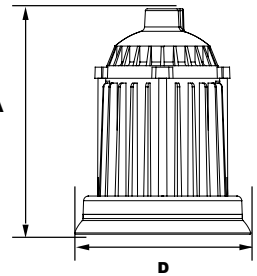
VS30S* Straight Aluminum Shade, Powdercoat Finish

*Specify Color: B=Black, P=Platinum, R=Red, W=White, C=Custom (Consult Factory)

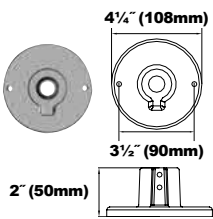
SWAN2 Dimensions



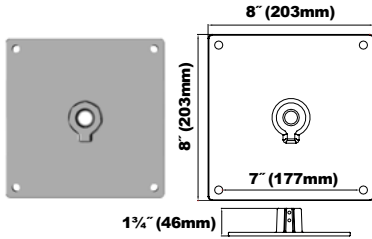
LEDicated
Vaporproof



Wall Plate Dimensions



GNRMP3



GNSMP3

Replacement Wall Plates (Order Separately, Field Installed)

GNRMP3* Round Wall Mount Plate, Powdercoat Finish.

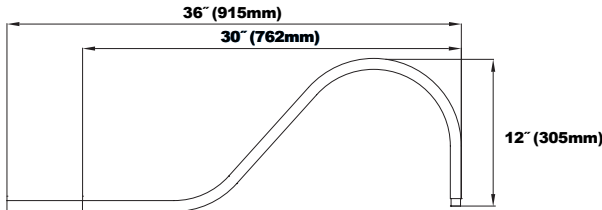

GNSMP3* Square Oversized Wall Mount Plate, Powdercoat Finish.

*Specify Color: B=Black, P=Platinum, R=Red, W=White, C=Custom (Consult Factory)

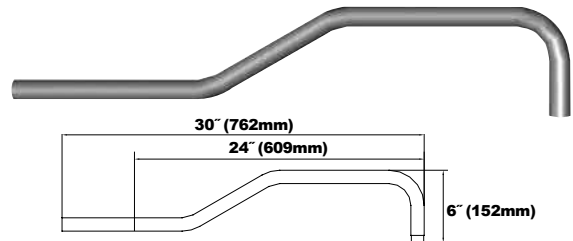
Dimensions

Diameter (D) 7¼" (184mm)
Height (A) 9¼" (235mm)

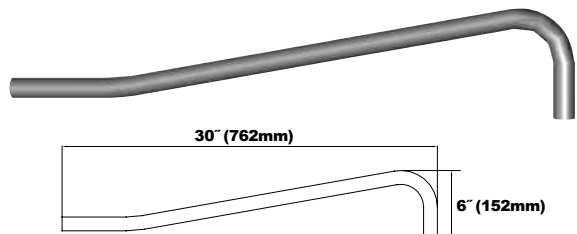
Gooseneck Dimensions



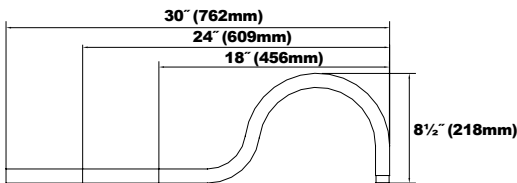
GNA01336P Classic Hook



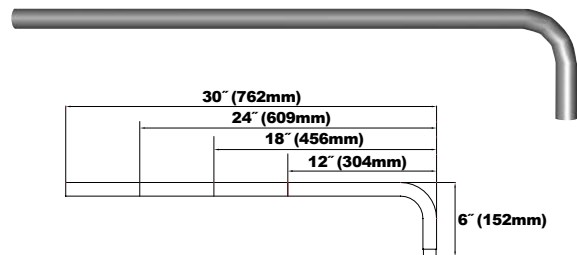
GNA03330P Straight Offset



GNA04330P Straight Rise



GNA05336P Round Hook

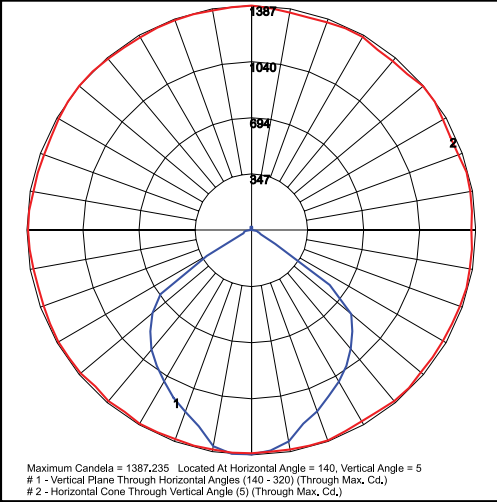


GNA02330P Straight



GOOSENECKS

Photometric Data



SWAN2F1X23U5K
Type V, Straight Shade

Grid in MH
MH=10 Feet

Photometric Performance

LED Board Watts	Drive Current (mA)	Input Watts	Optics	5000 CCT 80 CRI					4000 CCT 80 CRI				
				Lumens	LPW	B	U	G	Lumens	B	U	G	
EasyLED 23w	116	27	Type V	3,031	112	2	2	1	2,774	103	1	2	1

Projected Lumen Maintenance

Data shown for 5000 CCT		Compare to MH					
TM-21-11	Input Watts	Initial	25,000 Hrs	50,000 Hrs	100,000 Hrs	Calculated L70@ 25°C	
L70 Lumen Maintenance @ 25°C / 77°F	27	1.00	0.96	0.92	0.84	187,000	
TM-21-11	Input Watts	Initial	25,000 Hrs	50,000 Hrs	100,000 Hrs	Calculated L70@ 50°C	
L70 Lumen Maintenance @ 50°C / 122°F	27	1.00	0.93	0.86	0.72	107,000	
TM-21-11	Input Watts	Initial	25,000 Hrs	50,000 Hrs	100,000 Hrs	Calculated L80@ 40°C	
L80 Lumen Maintenance @ 40°C / 104°F	27	1.00	0.94	0.88	0.76	82,000	

NOTES:

1. Projected per IESNA TM-21-11. Data references the extrapolated performance projections for the 116mA base model in a 25°C ambient, based on 10,000 hours of LED testing per IESNA LM-80-08.
2. Compare to MH box indicates suggested Light Loss Factor (LLF) to be used when comparing to Metal Halide (MH) systems.