

G A R A G E L I G H T I N G



L70
25°C

362,000 Hours



Pemco's Delmar32Q Architectural Large Round Canopy is available in Type III or V distributions with two lens options designed to replace HID lighting systems up to 1000w MH or HPS. Typical area lighting applications include retail centers, industrial parks, schools and universities, public transport and airports, office buildings and medical facilities. Mounting heights of 12 to 30 feet can be used based on light level and uniformity requirements.

Specifications and Features:

Housing:

Die Cast Aluminum Housing, Integral Heat Sinking.

Listing & Ratings:

CSA: Listed for Wet Locations, ANSI/UL 1598, 8750; IP65

Finish:

Black Powdercoat Finish Over a Chromate Conversion Coating. Custom Colors Available Upon Request.

Lens:

Clear UV-Stabilized Polycarbonate or SoftLED LumaLens Opal UV-Stabilized Polycarbonate Vandal-Resistant Array Lens to Seal LED Array

Mounting Options:

Included Easy-Hang Bracket Fits Standard 4" Electrical Box, Allowing One Person Installation.

EasyLED LED:

Aluminum Boards

Wattage:

100w Array: 100w, System: 108w; (150-250w HID Equivalent)
 176w Array: 176w, System: 190w; (400-1000w HID Equivalent)
 276w Array: 276w, System: 293w; (400-1000w HID Equivalent)

Driver:

Electronic Driver, 120-277V, 50/60Hz or 347-480V, 50/60Hz; Less Than 20% THD and PF>0.90. Standard Internal Surge Protection 6kV. 0-10V Dimming Standard for a Dimming Range of 100% to 10%; Dimming Source Current is 150 Microamps.

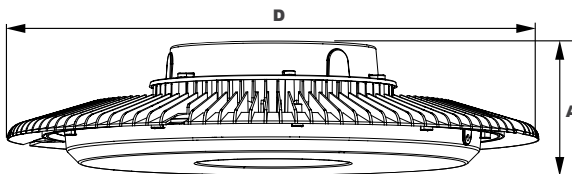
Controls:

Fixtures Ordered with Factory-Installed Photocell or Motion Sensor Controls are Internally Wired for Switching and/or 1-10V Dimming Within the Housing. Remote Direct Wired Interface of 1-10V Dimming is Not Implied and May Not Be Available, Please Consult Factory. Fixtures are Tested with LEPC Controls and May Not Function Properly With Controls Supplied By Others. Fixtures are NOT Designed for Use with Line Voltage Dimmers.

Warranty:

5-Year Warranty for -40°C to +50°C Environment.

See Page 2 for Projected Lumen Maintenance Table.



Dimensions

Diameter (D)	26 3/4" (679mm)
Height (A)	6" (152mm)





GARAGE LIGHTING

Order Information Example: DMR32QF1X176U5KCBSP

DMR32Q							
Model	Optics	Wattage	Driver	CCT	Lens	Color	Options
DMR32Q= Delmar 32 Large Round Canopy	C=Type III F=Type V	1X100=100w 1X176=176w 1X276=276w*	U=120-277V H=347-480V	3K=3000K* 4K=4000K 5K=5000K+	C=Clear UV-Stabilized Polycarbonate Array Lens L=SoftLED LumaLens Opal UV-Stabilized Polycarbonate Array Lens*	B=Black C=Custom (Consult Factory)	SF=Single Fuse* DF=Double Fuse* SP=Surge Protection S2=Microwave Sensor with Dimming for Mounting Heights of 8' to 40'.* S4=Microwave On/Off Motion Sensor for Mounting Heights of 8' to 19'.* *120-277V Models Only.
		*Use with F Optic Only.		*176w Type V Only +176w Type III Coming Soon	*Use with Type V Optic Only.		

Accessories & Replacement Parts:



P17117

P17123

Accessories (Order Separately, Field Installed)

AS322S* Spun Aluminum Shade with Powdercoat Finish, Hardware Included

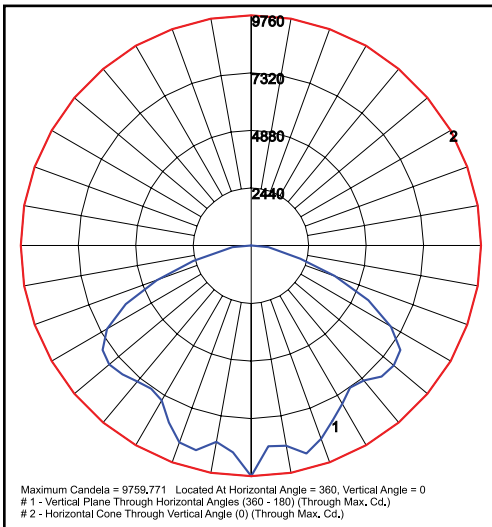
*Specify Color: B=Black, C=Custom (Consult Factory)

Replacement Parts (Order Separately, Field Installed)

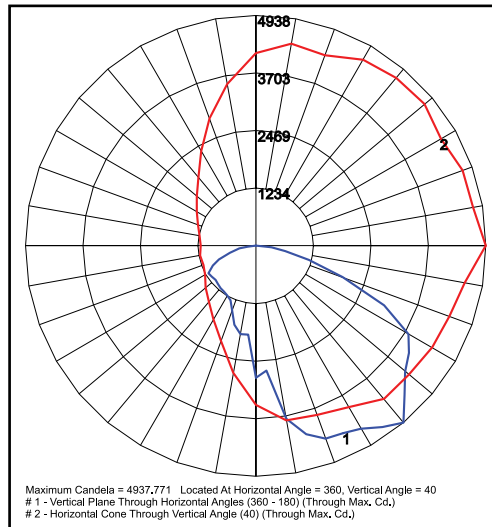
P17117 Internal Microwave Sensor with Dimming for Mounting Heights of 8 to 40'. 120-277VAC, 50/60Hz

P17123 Internally Mounted Microwave On/Off Motion Sensor for Mounting Heights of 8' to 19', 120-277VAC, 50/60Hz

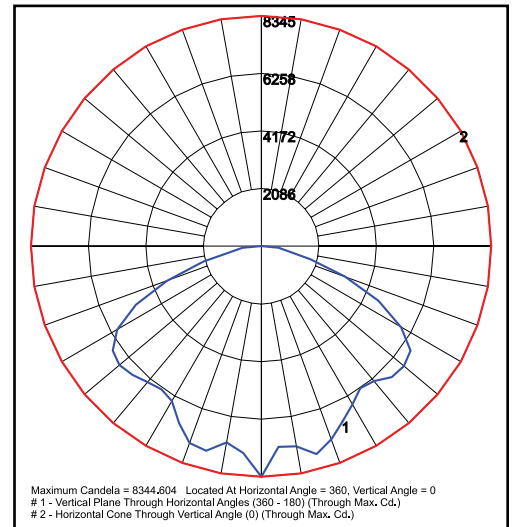
Photometric Data



DMR32QF1X276U5KC - Clear Prismatic Lens



DMR32QC1X176U4KC - Clear Prismatic Lens



DMR32QF1X276U5KL - Luma Lens



G A R A G E L I G H T I N G

Photometric Performance

"Wattage (Catalog Logic)"		100W (1X100)	176W (1X176)	276W (1X276)
Input Watts		108.2W	190.4W	292.5W
Optic	CCT	Delivered Lumens		
C=Type III	3000K	7,363	12,958	-
	4000K	7,661	13,483	-
	5000K	7,959	-	-
	BUG Rating	B2-U0-G2	B3-U0-G3	-
F=Type V	3000K	-	17,880	30,285
	4000K	-	18,818	31,259
	5000K	-	19,174	32,477
	BUG Rating	-	B3-U2-G2	B4-U0-G3

Projected Lumen Maintenance

Data shown for 5000 CCT		Compare to MH				
TM-21-11	Input Watts	Initial	25,000 Hrs	50,000 Hrs	100,000 Hrs	Calculated LED Life
L70 Lumen Maintenance @ 25°C / 77°F	All wattages up to and including 293w	1.00	0.98	0.96	0.92	362,000
L70 Lumen Maintenance @ 50°C / 122°F		1.00	0.96	0.92	0.84	183,000
L80 Lumen Maintenance @ 40°C / 104°F		1.00	0.97	0.94	0.88	167,000

NOTES:
 1. Projected per IESNA TM-21-11. Data references the extrapolated performance projections for the 525mA base model in a 25°C ambient, based on 10,000 hours of LED testing per IESNA LM-80-08.
 2. Compare to MH box indicates suggested Light Loss Factor (LLF) to be used when comparing to Metal Halide (MH) systems.