



## AMBER BOLLARD

**L70**  
25°C  
147,000 Hours



Pemco's AmberLED Bollards are designed to replace HID lighting systems up to 70w MH or HPS for wildlife or security applications requiring monochromatic AMBER light. LEDs operate between 585 and 595nm, greater than 560nm required for wildlife protection. These fixtures are ideal for retail centers, industrial parks, schools and universities, public transit and airports, office buildings and medical facilities.

### Specifications and Features:

#### Housing:

Formed 316L Stainless Steel Housing with Flush Mounting Base & Vandal-Resistant Screws, Domed Top, Internal Ballast Tray for Easy Maintenance.

#### Listing & Ratings:

CSA: Listed for Wet Locations, ANSI/UL 1598, 8750; IP65 Sealed LED Compartment.

#### Style:

Specially Designed Cone Reflector or Internal Louvers

#### Lens:

Clear UV-Stabilized Polycarbonate Vandal-Resistant Lens or SoftLED LumaLens UV-Stabilized Polycarbonate Opal Vandal-Resistant Lens

#### Mounting Options:

Mounting Kit with 8" Zinc-Plated Anchor Bolts, Included.

#### AmberLED:

Aluminum Boards

#### Wattage:

Array: 14.5w, System: 17w; (70w HID Equivalent)

#### Driver:

Electronic Driver, 120-277V, 50/60Hz; Less Than 20% THD and PF>0.90. Standard Internal Surge Protection 2kV. 0-10V Dimming Standard for a Dimming Range of 100% to 10%; Dimming Source Current is 150 Microamps.

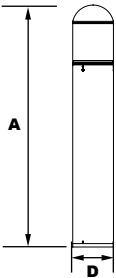
#### Controls:

Fixtures Ordered with Factory-Installed Motion Sensor Controls are Internally Wired for Switching and/or 1-10V Dimming Within the Housing. Remote Direct Wired Interface of 1-10V Dimming is Not Implied and May Not Be Available, Please Consult Factory. Fixtures are Tested with LEPC Controls and May Not Function Properly With Controls Supplied By Others. Fixtures are NOT Designed for Use with Line Voltage Dimmers.

#### Warranty:

5-Year Warranty for -40°C to +40°C Environment.

See Page 2 for Projected Lumen Maintenance Table.



Dimensions	
<b>Diameter (D)</b>	7" (178mm)
<b>Height (A)</b>	41 3/4" (1,060mm)

## AmberLED

### Order Information Example:

**CAV16RLQF1X15UAMSS36SF**

Model	F	1X15	U	AM	SS	Height	Options
Model	Optics	Wattage	Driver	CCT	Lens	Color	Options
<b>CAV16RLQ</b> =Round Dome Bollard with LED Cone Reflector <b>CAV16RWQ</b> =Round Dome Bollard with White LED Cone Reflector <b>CAV16LQ</b> =Round Dome Bollard with Louvers	<b>F</b> =Wide Beam Spread	<b>1X15</b> =15w	<b>U</b> =120-277V	<b>AM</b> =Amber	<b>(Leave Blank)</b> = Clear Lens <b>L</b> =SoftLED LumaLens Opal UV-Stabilized Polycarbonate Array Lens*  *White Cone Reflector Only	<b>SS</b> =Stainless Steel	<b>(Leave Blank)</b> = 42" Standard Height <b>36</b> =36" Height <b>30</b> =30" Height  <b>SF</b> =Single Fuse (120-277V Only)* <b>DF</b> =Double Fuse (120-277V Only)* <b>SP</b> =Surge Protection <b>GF1</b> =GFCl Outlet, 15A, 120V <b>GSB</b> =180° Glare Shield, Black <b>GSZ</b> =180° Glare Shield, Bronze <b>GSC</b> =180° Glare Shield, Custom Color (Consult Factory) <b>S3</b> =Microwave Sensor with Dimming & Remote Programming, 120-277V Only. See P17121 Spec. Page for Details. <b>BU</b> =Battery Backup, 90 Minutes*

\*120-277V Models Only





## AMBER BOLLARD

### Accessories & Replacement Parts:



Mounting Accessories (Order Separately, Field Installed)	
BOLAN4	Mounting Kit, Includes Bracket & Three (3) 4" Zinc-Plated Anchor Bolts
BOLAN8	Mounting Kit, Includes Bracket & Three (3) 8" Zinc-Plated Anchor Bolts
BOLAN12	Mounting Kit, Includes Bracket & Three (3) 12" Zinc-Plated Anchor Bolts
BOLAN15	Mounting Kit, Includes Bracket & Three (3) 15" Zinc-Plated Anchor Bolts
BREBASE*	Bollard Retrofit Base Kit Adapts New Bollards to Most Existing Bolt Patterns. Fits all LEPG Bollards. Die Cast with Powdercoat Finish, Hardware Included. 1 1/2" Dia. x 1 1/2" H

\*Specify Color: Z=Bronze, B=Black, C=Custom (Consult Factory)

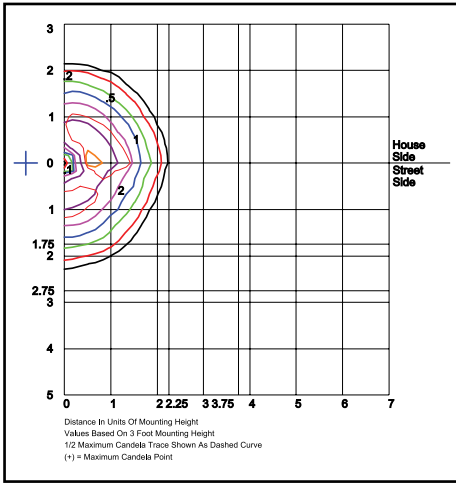
Accessories (Order Separately, Field Installed)	
P17122	Remote Programming Tool for P17121

Replacement Parts (Order Separately, Field Installed)	
P17121	Internal Microwave Sensor with Dimming & Remote Programming, 120-277V Only. See P17121 Spec. Page for Details.
BOLPC	Replacement Round UV-Stabilized Polycarbonate Vandal-Resistant Lens
BOLPCLL	Replacement SoftLED LumaLens Opal UV-Stabilized Polycarbonate Array Lens
BORBASE	Die Cast Base Plate with Black Powdercoat Finish Over a Chromate Conversion Coating.
BOADP1	Adapter Plate with Gaskets for Outlet Boxes. Fits LEPG Round Bollards. Die Cast with Bronze Powdercoat Finish.

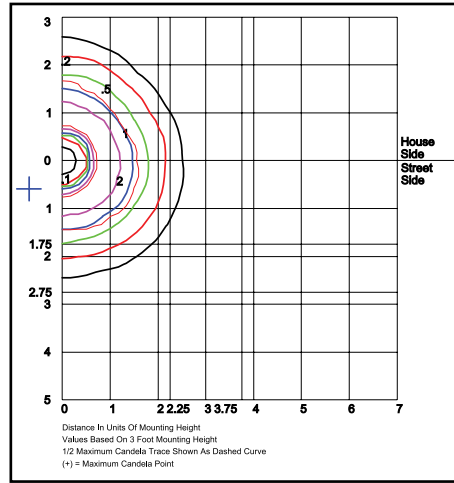
For Replacement Battery Backup, see the LEPG LED Battery Backup Specification Sheet.

\*Shown Mounted

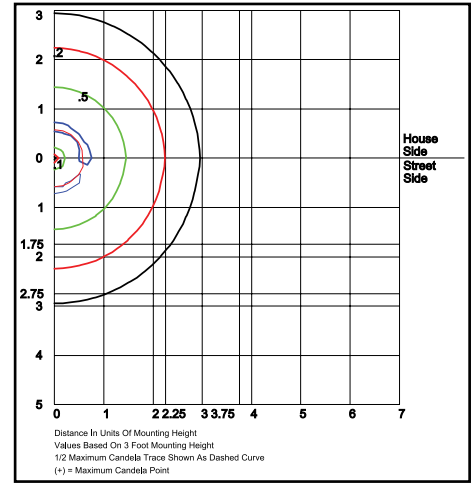
### Photometric Data



**CAV16RLQF1X15UAM & CAV16RWQF1X15UAM**  
Type V  
Grid in feet, Mounting Height = 3 ft.

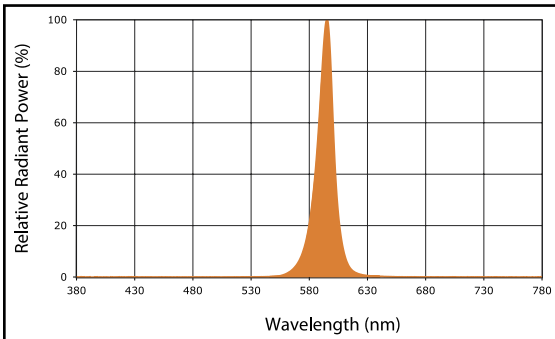


**CAV16LQF1X15UAM**  
Type V  
Grid in feet, Mounting Height = 3 ft.



**CAV16RWQF1X15UAML, LumaLens**  
Type V  
Grid in feet, Mounting Height = 3 ft.

### Spectral Chart





**A M B E R B O L L A R D**

**Photometric Performance**

LED Board Watts	Drive Current (mA)	Input Watts	Optics	Amber LEDs				
				Lumens	LPW	B	U	G
AmberLED 15w	116	17	BOL Louvers	187	11	0	1	0
			Cone Reflectors	360	21	0	2	0

**Projected Lumen Maintenance**

Data shown for Amber LEDs			Compare to MH			
TM-21-11	Input Watts	Initial	25,000 Hrs	50,000 Hrs	100,000 Hrs	Calculated L70@ 25°C
<b>L70 Lumen Maintenance @ 25°C / 77°F</b>	17	1.00	0.95	0.90	0.80	147,000
TM-21-11	Input Watts	Initial	25,000 Hrs	50,000 Hrs	100,000 Hrs	Calculated L70@ 50°C
<b>L70 Lumen Maintenance @ 50°C / 122°F</b>	17	1.00	0.89	0.78	0.55	67,000
TM-21-11	Input Watts	Initial	25,000 Hrs	50,000 Hrs	100,000 Hrs	Calculated L80@ 40°C
<b>L80 Lumen Maintenance @ 40°C / 104°F</b>	17	1.00	0.92	0.85	0.70	66,000

**NOTES:**

1. Projected per IESNA TM-21-11. Data references the extrapolated performance projections for the 116mA base model in a 25°C ambient, based on 10,000 hours of LED testing per IESNA LM-80-08.
2. Compare to MH box indicates suggested Light Loss Factor (LLF) to be used when comparing to Metal Halide (MH) systems.