



C L A M S H E L L B A S E S

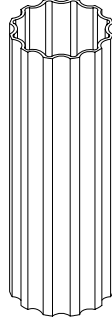
Base/Pole Compatibility



PLB24A4



Smooth Pole
 4" Dia
PARS



Fluted Pole
 4" Dia
PARF

For use with PARF and PARS Poles only

Decorative Clamshell Bases are designed to create a clean decorative look and cover pole base anchoring hardware. Three styles are available in matching finish to coordinate with pole selection.

Specifications and Features:

Clamshell Bases:

Die cast aluminum OR A356 alloy sand cast aluminum, Stainless Steel Hardware. CBCR and CBCS include sets of inserts that allow use on 4" and 5" square or round poles, and 120mm square or round tall bollards.

Finish:


Textured architectural powdercoat finish, baked to ensure maximum paint adhesion, hardness and durability.

Pole Fit:


Bases are designed to fit poles based on dimensions shown. Pole combinations shown are based on fit over anchor base on each type of pole.



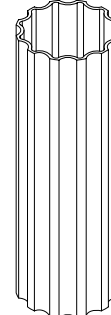
CBCR




CBCS



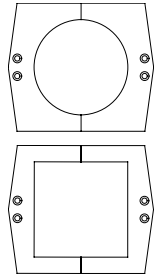
Smooth Pole
 4" PARS
 5" PSRA
 120mm Dia
 PSRA, PARS



Fluted Pole
 4" Dia
PARF



Smooth Pole
 4" Square,
 5" Square,
 120mm Square
PSSS



Round and Square Inserts.

Can be used with PSRA, PARS, PARF, and PSSS Poles.

Order Information Example:	PLB24A4B
Model	Color
PLB24A4 =24" Tall Fluted Narrow Clamshell Base (Fits PARF and PARS Poles ONLY) CBCR =Round Base CBCS =Square Base	B =Black (PLB24A4, CBCR, CBCS Only) P =Platinum (CBCR Only) Z =Bronze (CBCR and CBCS Only) C =Custom (Consult Factory)