



A M B E R S M A L L
G A R A G E L I G H T

L70
 25°C 473,000 Hours



Pemco's DMR30 AmberLED Delmar Architectural Small Round Canopy is available in a Type V distribution with two lens designed to replace HID lighting systems up to 250w MH or HPS for wildlife or security applications requiring monochromatic AMBER light. LEDs operate between 585 and 595 nm, greater than 560nm required for wildlife protection. Typical area lighting applications include retail centers, industrial parks, schools and universities, public transport and airports, office buildings and medical facilities. Mounting heights of 12 to 20 feet can be used based on light level and uniformity requirements.

Specifications and Features:

Housing:

Die Cast Aluminum Housing, Integral Heat Sinking.

Listing & Ratings:

CSA: Listed for Wet Locations, ANSI/UL 1598, 8750; IP65

Finish:

Black Powdercoat Finish Over a Chromate Conversion Coating. Custom Colors Available Upon Request.

Lens:

Clear UV-Stabilized Polycarbonate or SoftLED LumaLens Opal UV-Stabilized Polycarbonate Vandal-Resistant Array Lens to Seal LED Array

Mounting Options:

Included Easy-Hang Bracket Fits Standard 4" Electrical Box, Allowing One Person Installation.

AmberLED:

Aluminum Boards

Wattage:

46w Array: 46w, System: 52w; (175w HID Equivalent)
 78w Array: 77.6w, System: 82w; (150-250w HID Equivalent.)

Driver:

Electronic Driver, 120-277V, 50/60Hz; Less Than 20% THD and PF>0.90. Standard Internal Surge Protection 6kV. 0-10V Dimming Standard for a Dimming Range of 100% to 10%; Dimming Source Current is 150 Microamps.

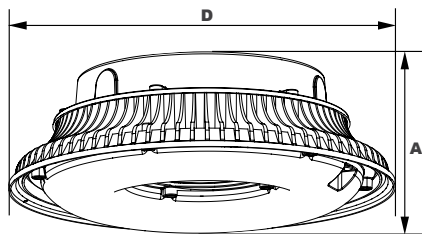
Controls:

Fixtures Ordered with Factory-Installed Photocell or Motion Sensor Controls are Internally Wired for Switching and/or 1-10V Dimming Within the Housing. Remote Direct Wired Interface of 1-10V Dimming is Not Implied and May Not Be Available, Please Consult Factory. Fixtures are Tested with LEPC Controls and May Not Function Properly With Controls Supplied By Others. Fixtures are NOT Designed for Use with Line Voltage Dimmers.

Warranty:

5-Year Warranty for -40°C to +50°C Environment.

See Page 3 for Projected Lumen Maintenance Table.



Dimensions

Height (A)	5½" (142mm)
Diameter (D)	16¾" (411mm)





AMBER SMALL GARAGE LIGHT

AmberLED

Order Information Example: **DMR30F1X78UAMCBSP**

DMR30	F		U	AM			
Model	Optics	Wattage	Driver	CCT	Lens	Color	Options
DMR30 =AmberLED Delmar Small Round Canopy	F =Type V	1X46 =46w 1X78 =78w	U =120-277V	AM =Amber	C =Clear UV-Stabilized Polycarbonate Array Lens L =SoftLED LumaLens Opal UV-Stabilized Polycarbonate Array Lens	B =Black C =Custom (Consult Factory)	SF =Single Fuse* DF =Double Fuse* SP =Surge Protection S2 =Microwave Sensor with Dimming for Mounting Heights of 8' to 40'.* S4 =Microwave On/Off Motion Sensor for Mounting Heights of 8' to 19'.* *120-277V Only

Accessories & Replacement Parts:

Accessories (Order Separately, Field Installed)

AS301S* Spun Aluminum Shade with Powdercoat Finish, Hardware Included

*Specify Color: B=Black, C=Custom (Consult Factory)



AS301S*

*Shown Mounted

Replacement Parts (Order Separately, Field Installed)

P17117 Internal Microwave Sensor with Dimming for Mounting Heights of 8 to 40', 120-277VAC, 50/60Hz

P17123 Internally Mounted Microwave On/Off Motion Sensor for Mounting Heights of 8' to 19', 120-277VAC, 50/60Hz

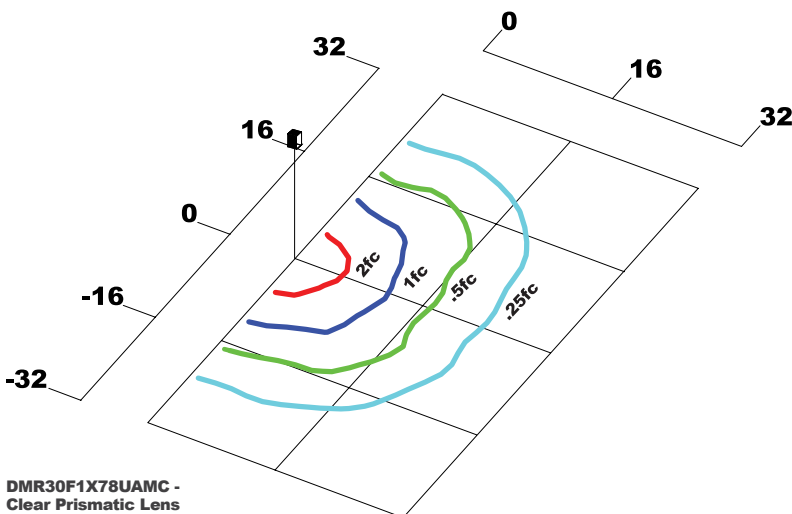


P17117



P17123

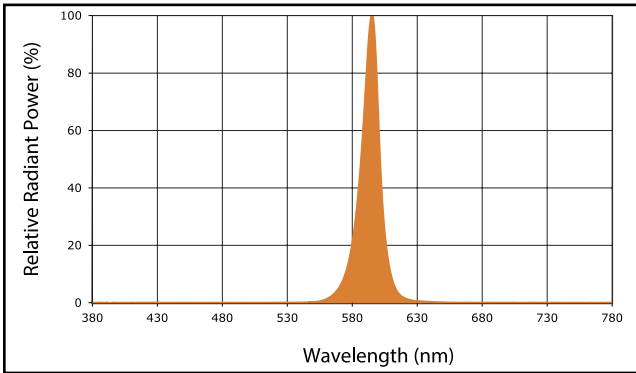
Photometric Data





A M B E R S M A L L
G A R A G E L I G H T

Spectral Chart



Photometric Performance

LED Board Watts	Drive Current (mA)	Input Watts	Optics	Spacing Criteria	Amber LEDs		
					Lumens	LPW	
AmberLED 78w	525	82	F	Type V	1,24	1,948	24

Projected Lumen Maintenance

Data shown for Amber LEDs		Compare to MH				
TM-21-11	Input Watts	Initial	25,000 Hrs	50,000 Hrs	100,000 Hrs	Calculated LED Life
L70 Lumen Maintenance @ 25°C / 77°F	82	1.00	0.98	0.97	0.94	473,000
L70 Lumen Maintenance @ 50°C / 122°F		1.00	0.97	0.95	0.90	290,000
L80 Lumen Maintenance @ 40°C / 104°F		1.00	0.98	0.95	0.91	220,000

NOTES:

1. Projected per IESNA TM-21-11. Data references the extrapolated performance projections for the base model in a 25°C ambient, based on 10,000 hours of LED testing per IESNA LM-80-08.
2. Compare to MH box indicates suggested Light Loss Factor (LLF) to be used when comparing to Metal Halide (MH) systems.