



WALL MOUNT

L70
25°C 187,000 Hours



CAV24WSD - Down
(Shown with PC3 On Arm)

CAV24WSU - Up

The Pemco EasyLED CAV24WS architectural triangle wall cylinder provides up or down lighting with narrow, medium and wide distributions designed to replace HID lighting systems from 50w MH or HPS. Typical wall mounted lighting applications include retail centers, industrial parks, schools and universities, public transit and airports, office buildings and medical facilities. Mounting heights of 8 to 16 feet can be used based on light level and uniformity requirements.

Specifications and Features:

Housing:

Extruded Round Aluminum Housing with Built-in Heat Sinks.

Listing & Ratings:

CSA: Listed for Wet Locations, ANSI/UL 1598, 8750; IP66 Sealed LED Compartment.

Finish:

Textured Architectural Bronze or Black Powdercoat Finish Over a Chromate Conversion Coating. Custom Colors Available Upon Request.

Lens:

Tempered Clear Flat Glass Lens

Optics:

Wide, Medium and Narrow Distributions

Mounting Options:

Mount Over a 4" Recessed Outlet Box.

EasyLED LED:

Aluminum Boards with Conformal Coating.

Wattage:

Array: 15w, System: 15.2w; (Up To 50w HID Equivalent)

Driver:

Electronic Driver, 120-277V, 50/60Hz; Less Than 20% THD and PF>0.90. Standard Internal Surge Protection 2kV. 0-10V Dimming Standard for a Dimming Range of 100% to 10%; Dimming Source Current is 150 Microamps.

Controls:

Fixtures Ordered with Factory-Installed Photocell are Internally Wired for Switching and/or 1-10V Dimming Within the Housing. Remote Direct Wired Interface of 1-10V Dimming is Not Implied and May Not Be Available, Please Consult Factory. Fixtures are Tested with Pemco Controls and May Not Function Properly With Controls Supplied By Others. Fixtures are NOT Designed for Use with Line Voltage Dimmers.

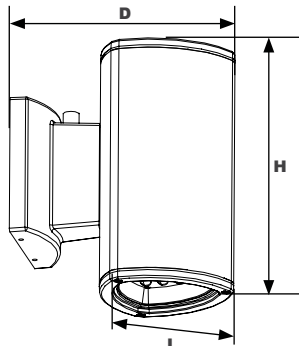
Warranty:

5-Year Warranty for -40°C to +50°C Environment.

See Page 3 for Projected Lumen Maintenance Table.

Dimensions

Depth (D)	8 7/8" (224mm)
Height (H)	10 1/4" (261mm)
Length³ (L)	5 5/8" (138mm)





WALL MOUNT

Order Information Example:

WBB12DWQ1X15U4KZPC3

Model	Optics/Beam	LED	Wattage	Driver	CCT	Color	Options
CAV24WSD =LED Triangle Wall Cylinder - DOWN Orientation CAV24WSU =LED Triangle Wall Cylinder - UP Orientation* *Must be selected for UP mounting, factory re-orientation of mounting arm is required.	W =Wide Beam, 100° Optics M =Medium Beam, 70° Optics N =Narrow Beam, 30° Optics	Q =EasyLED Array	1X15 =15w	U =120-277V	3K =3000K 4K =4000K	Z =Bronze B =Black C =Custom (Consult Factory)	SF =Single Fuse* DF =Double Fuse* SP =Surge Protection PC3 =Photocell, 120-277VAC BU =Battery Backup, 90 Minutes* BUC =Cold Start Battery Backup, -20°C, 90 Minutes* *120-277V Models Only.

Accessories & Replacement Parts:

Replacement Parts (Order Separately, Field Installed)

P18103 120-277VAC Photocell

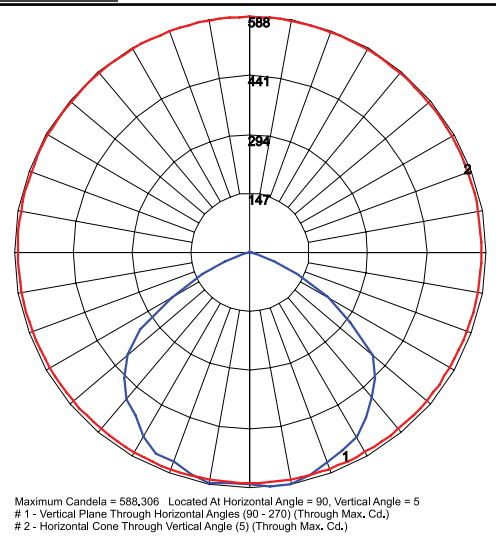
For Replacement Battery Backup, see the Pemco LED Battery Backup Specification Sheet.



P18103

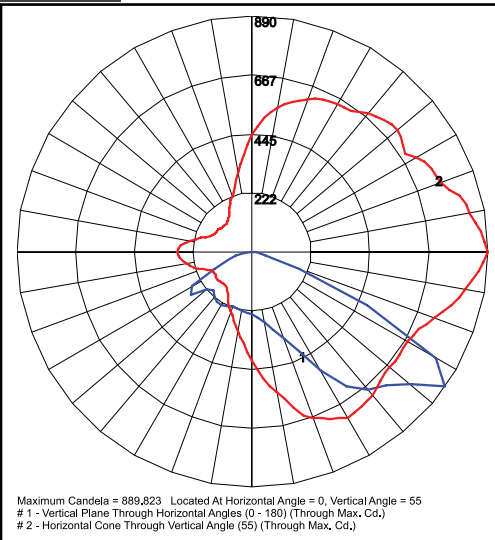
Photometric Data

Wide



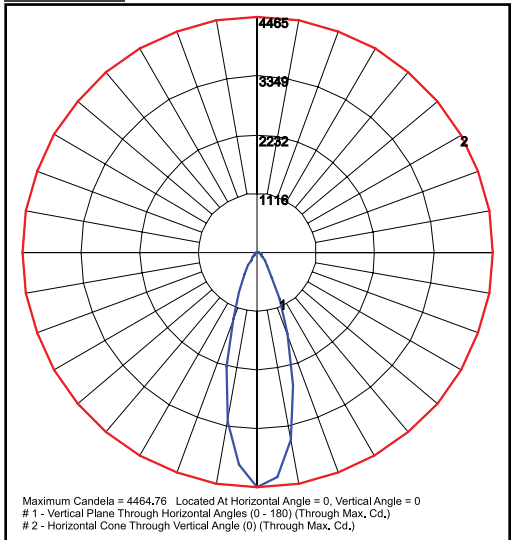
CAV24WSDWQ1X15U4K
Wide (W) 100° Optics

Medium



CAV24WSDMQ1X15U4K
Medium (M) 70° Optics

Narrow



CAV24WSDNQ1X15U4K
Narrow (N) 20° Optics



WALL MOUNT

Photometric Performance

Wattage (Catalog Logic)		15W (1X15)
Input Watts		15.2W
Optic	CCT	Delivered Lumens
CAV24WS (D, U) W=Wide, 100° Optics	3000K	1,577
	4000K	1,624
	BUG Rating	B1-U0-G0
CAV24WS (D, U) M=Medium, 70° Optics	3000K	1,577
	4000K	1,628
	BUG Rating	B1-U0-G0
CAV24WS (D, U) N=Narrow, 30° Optics	3000K	1,886
	4000K	1,947
	BUG Rating	B2-U0-G0

Projected Lumen Maintenance

Data shown for 4000 CCT		Compare to MH				
TM-21-11	Input Watts	Initial	25,000 Hrs	50,000 Hrs	100,000 Hrs	Calculated LED Life
L70 Lumen Maintenance @ 25°C / 77°F	15w	1.00	0.96	0.92	0.84	187,000
L70 Lumen Maintenance @ 50°C / 122°F		1.00	0.93	0.87	0.73	113,000
L80 Lumen Maintenance @ 40°C / 104°F		1.00	0.97	0.93	0.86	144,000

NOTES:
 1. Projected per IESNA TM-21-11. Data references the extrapolated performance projections for the base model in a 25°C ambient, based on 10,000 hours of LED testing per IESNA LM-80-08.
 2. Compare to MH box indicates suggested Light Loss Factor (LLF) to be used when comparing to Metal Halide (MH) systems.