

**AMBER VAPOR PROOF
 ANGLED SHADE**



L70
 25°C **187,000 Hours**

The Pemco AmberLED LEDicated Vaporproof pendant, wall and ceiling mount fixtures with angled shades are available with a shielded IES Type V distribution, and are certified by the Florida Fish & Wildlife Conservation Commission (FWC) for wildlife applications that are directly visible from the shore requiring monochromatic AMBER light. LEDs operate between 585 and 595 nm, greater than 560nm required by FWC. Typical applications include retail centers, hotels, residential, parks, schools and universities, office buildings and medical facilities. Mounting heights of up to 12 feet can be used based on light level and uniformity requirements.

Specifications and Features:

Housing:

Heavy Duty Die Cast Aluminum Housing with Integral Heat Sinking, 3/4" NPS Threaded Mounts. Includes Shade Required to Maintain FWC Certification.

Listing & Ratings:

CSA: Listed for Wet Locations, ANSI/UL 1598, 8750
 IP66 Sealed LED Compartment

Finish:

Smooth Powdercoat Finish Over a Chromate Conversion Coating. Custom Colors Available Upon Request.

Lens:

Flat Clear Tempered Glass Lens

Mounting Options:

Pendant Mount or Surface Mount on Wall or Ceiling

AmberLED:

Aluminum Boards

Wattage:

Array: 22w, System: 27w
 (175w HID Equivalent)

Driver:

Electronic Driver, 120-277V, 50/60Hz; Less Than 20% THD and PF>0.90. Standard Internal Surge Protection 2kV. 0-10V Dimming Standard for a Dimming Range of 100% to 10%; Dimming Source Current is 150 Microamps.

Warranty:

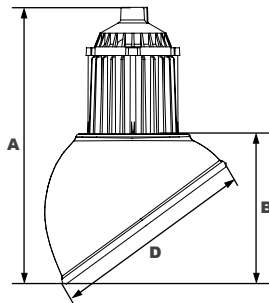
5-Year Warranty for -40°C to +50°C Environment.

See Page 3 for Projected Lumen Maintenance Table.



Dimensions

Diameter (D)	11 1/4" (296mm)
Height (A)	VP53Q 16 1/2" (414mm) VB53Q 15 1/2" (394mm) VW53Q 19" (483mm)
Shade Height (B)	8 3/4" (222mm)



AmberLED



AMBER VAPOR PROOF ANGLED SHADE

Order Information Example:

VW53QF1X23UAMPSFAS


	F	1X23	U	AM			AS
Model	Optics	Wattage	Driver	CCT	Color	Options	Shield
VB53Q =AmberLED LEDicated Box Mount Vaporproof VP53Q =AmberLED LEDicated Pendant Mount Vaporproof VW53Q =AmberLED LEDicated Wall Mount Vaporproof	F =Type V	1X23 =23w	U =120-277V	AM =1400K	P =Platinum C =Custom (Consult Factory)	SF =Single Fuse* DF =Double Fuse* *120-277V Only	AS =Angled Shade

Accessories & Replacement Parts:

Mounting Accessories (Order Separately, Field Installed)

CPSPR Swivel Pendant Mount - Round, for Angled or Straight Ceilings, Fits 3/4" Conduit, Includes Reducer Bushing (to 1/2") & Set Screw, Powdercoat Finish

CPSPS Swivel Pendant Mount - Square, or Angled or Straight Ceilings, Fits 3/4" Conduit, Includes Reducer Bushing (to 1/2") & Set Screw, Powdercoat Finish



Accessories (Order Separately, Field Installed)

VS30AP Angled Aluminum Shade, Platinum Powdercoat Finish. 8 3/4"H by 11 1/4" Dia.

VWGA Wire Guard for Angled Shade, Stainless Steel

CPRB Reducer Bushing, 3/4" to 1/2", use with Swivel Mount

CPRB1 Die Cast Round Electrical Box with Five (5) 1/2" Coin Plugs

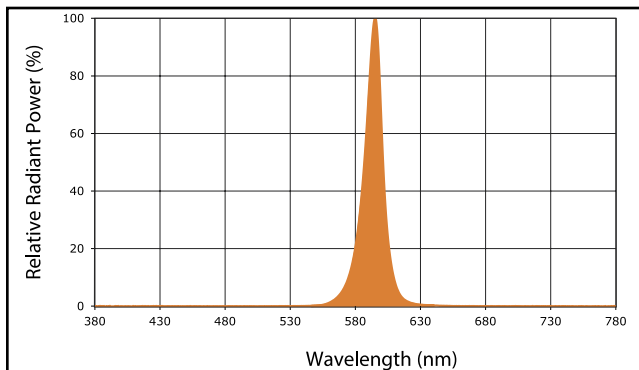
CPRC1 Backplate, 1/2" Coin Plugs

CPRB3 Die Cast Round Electrical Box with Five (5) 3/4" Coin Plugs



*Shown Mounted

Spectral Chart





**AMBER VAPOR PROOF
 ANGLED SHADE**

Photometric Performance

LED Board Watts	Drive Current (mA)	Input Watts	Optics
AmberLED 23w	116	27	Type V

Projected Lumen Maintenance

Data shown for Amber LEDs		Compare to MH				
TM-21-11	Input Watts	Initial	25,000 Hrs	50,000 Hrs	100,000 Hrs	Calculated LED Life
L70 Lumen Maintenance @ 25°C / 77°F	27	1.00	0.96	0.92	0.84	187,000
L70 Lumen Maintenance @ 50°C / 122°F		1.00	0.93	0.86	0.72	107,000
L80 Lumen Maintenance @ 40°C / 104°F		1.00	0.94	0.88	0.76	82,000

- NOTES:**
 1. Projected per IESNA TM-21-11. Data references the extrapolated performance projections for the base model in a 25°C ambient, based on 10,000 hours of LED testing per IESNA LM-80-08.
 2. Compare to MH box indicates suggested Light Loss Factor (LLF) to be used when comparing to Metal Halide (MH) systems.