



**AMBER POST TOP, PENDANT,
 WALL**

L70
 25°C
187,000 Hours



BW12Q
 AmberLED Small Brandywine Round Post Top



BWWS12Q
 AmberLED Small Brandywine Wall Mount



BWP12Q
 AmberLED Small Brandywine Pendant Mount

The Pemco BW12Q Small Brandywine Architectural Decorative Post Top is available in Type II, III, IV or V distributions designed for wildlife, dark skies, or security applications requiring monochromatic AMBER light. LEDs operate between 585 and 595 nm, greater than 560nm required for wildlife protection. The fixture mounts to a pole top tenon. Typical area lighting applications include parking areas, walkways, and street lighting applications. Mounting heights of 8 to 16 feet can be used based on light level and uniformity requirements.

Specifications and Features:

Housing:

Die Cast Aluminum Housing, Integral Heat Sinking. Photocell Adaptable.

Listing & Ratings:

CSA: Listed for Wet Locations, ANSI/UL 1598, 8750; IP66 Sealed LED Compartment.

Finish:

Black Powdercoat Finish Over a Chromate Conversion Coating. Custom Colors Available Upon Request.

Lens:

Clear UV-Stabilized Polycarbonate Vandal-Resistant Array Lens with Integral Optics. Gasketed to Seal LED Array.

Mounting:

Post Top Accommodates "P3" 2 7/8" O.D. x 3" Tenon, Wall Mount Includes Cast Aluminum Arm (Wall Attachment Hardware NOT Included, Must be Selected and Provided By Contractor), and Pendant Mount Includes 15" Swivel Stem for Mounting on Flat of Sloped Ceilings.

AmberLED:

Aluminum Boards

Wattage:

19w Array: 19w, System: 21.4w; (70w HID Equivalent)

Driver:

Electronic Driver, 120-277V, 50/60Hz or 347-480V, 50/60Hz (28w Model Only); Less Than 20% THD and PF>0.90. Standard Internal Surge Protection 2kV. 0-10V Dimming Standard for a Dimming Range of 100% to 10%; Dimming Source Current is 150 Microamps.

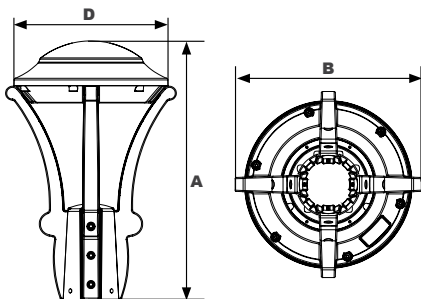
Controls:

Fixtures Ordered with Factory-Installed Photocell or Motion Sensor Controls are Internally Wired for Switching and/or 1-10V Dimming Within the Housing. Remote Direct Wired Interface of 1-10V Dimming is Not Implied and May Not Be Available, Please Consult Factory. Fixtures are Tested with Pemco Controls and May Not Function Properly With Controls Supplied By Others. Fixtures are NOT Designed for Use with Line Voltage Dimmers.

Warranty:

5-Year Warranty for -40°C to +50°C Environment.

See Page 4 for Projected Lumen Maintenance Table.



Dimensions	
Width (B)	11 1/2" (294mm)
Diameter (D)	10 1/2" (264mm)
Height (A)	17 1/2" (445mm)



AmberLED






AMBER POST TOP, PENDANT, WALL


Order Information Example: BW12QF1X19UAMCBR7

Model	Optics	Wattage	Driver	CCT	Lens	Color	Options
BW12Q =AmberLED Small Brandywine Post Top BWWS12Q =AmberLED Small Wall Mount Brandywine BWP12Q =AmberLED Small Pendant Mount Brandywine	B =Type II C =Type III D =Type IV F =Type V	1X19 =19w	U =120-277V H =347-480V	AM =1400K	C =Clear UV-Stabilized Polycarbonate Array Lens	B =Black C =Custom (Consult Factory)	P2AB =PSRTN Tenon Adaptor, Black P2AC =PSRTN Tenon Adaptor, Custom Color (Consult Factory) SF =Single Fuse* DF =Double Fuse* SP =Surge Protection (10kV 120-277V) R3 =3-Pin Twist Lock Photocell Receptacle R5 =5-Pin Twist Lock Photocell Receptacle R7 =7-Pin ANSI C136.41—2013 Twist Lock Photocell Receptacle S5 =Microwave Sensor with Dimming for Mounting Heights of 8' to 26'.* BU =Battery Backup, 90 Minutes* BUC =Cold Start Battery Backup, -20°C, 90 Minutes* *120-277V Models Only.

Accessories & Replacement Parts:

Mounting Accessories (Order Separately, Field Installed)	Accessories (Order Separately, Field Installed)	Replacement Parts (Order Separately, Field Installed)
<p>PSRTN* Retrofit Tenon Adaptor, Die Cast with Powdercoat Finish, Hardware Included. Converts a 2 3/8" x 4" Pole Tenon to a 2 1/8" x 3" Tenon.</p> <p>*Specify Color: B=Black, C=Custom (Consult Factory)</p>  <p>PSRTN</p>	<p>P18131 Twist Lock Non-Shorting (Open) Cap Disconnects Service to Fixture for Temporary or Permanent Disabling (Fixture Always Off). IP65, 480V Maximum.</p> <p>P18132 Twist Lock Shorting Cap Provides Fixed Service to Fixture (Fixture Always on). IP65, Rated Load 7200w Tungsten.</p> <p>P18140 110-120VAC Instant Twist Lock Photocell</p> <p>P18152 277VAC Time Delay Twist Lock Photocell</p> <p>P18156 120-277VAC Universal Twist Lock Photocell</p> <p>P18157 480VAC Time Delay Twist Lock Photocell. For 480V use only.</p> <p>P17126 Remote Programming Tool for P17125</p>  <p>P18131 P18132 P18140 P18152 P18156 P17126 P18157</p>	<p>PK3415 Pendant Mount Kit Includes Top & Bottom Cover, Brackets, 3/4" Dia X 15" L Downrod, and Hardware. Powdercoat Finish</p> <p>P17125 Internal Microwave Sensor with Dimming for Mounting Heights of 8 to 26'. 120-277VAC, 50/60Hz</p> <p>For Replacement Battery Backup, see the Pemco LED Battery Backup Specification Sheet.</p>  <p>PK3415 P17125</p>

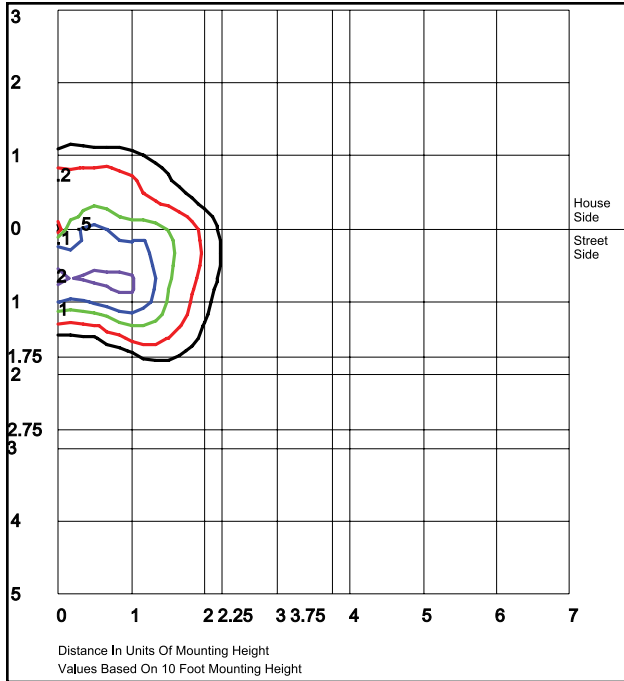
EPA (Effective Projected Area)

Configuration	EPA (Sq. Ft.)	Weight (Lbs.)
	0.8	14 Lbs



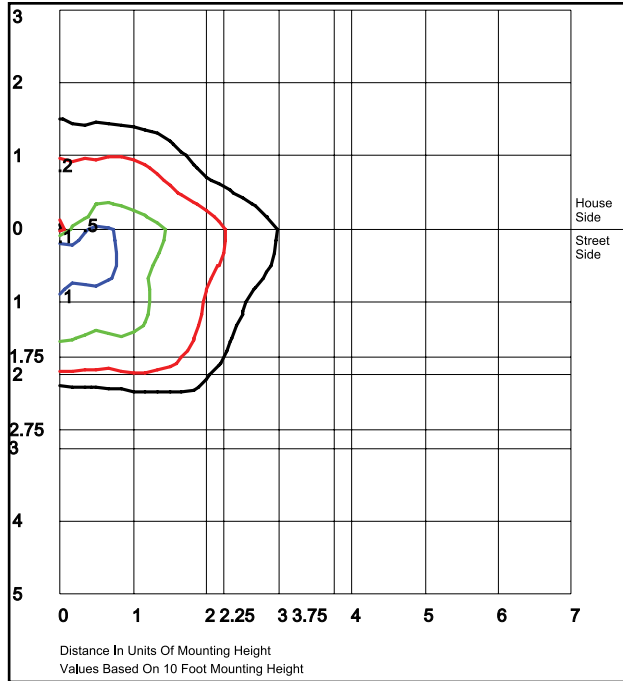
AMBER POST TOP, PENDANT, WALL

Photometric Data



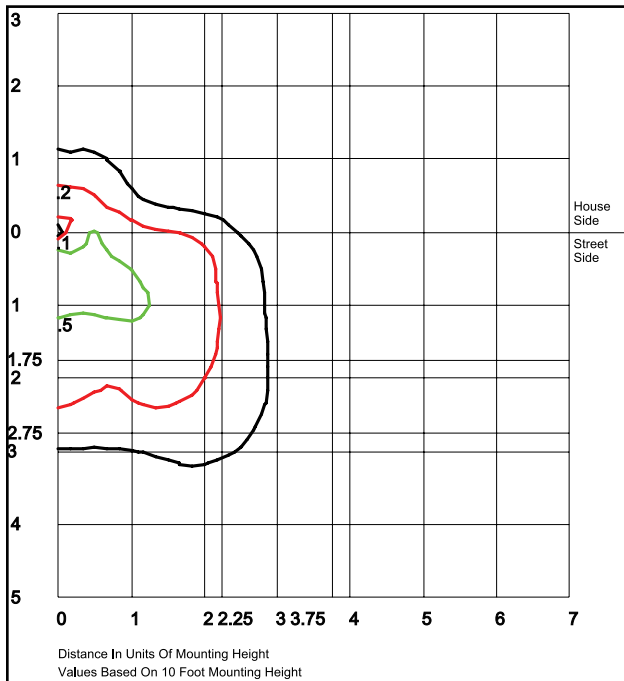
BW12QB1X19UAM
 Type II

Grid in MH
 MH=10 Feet



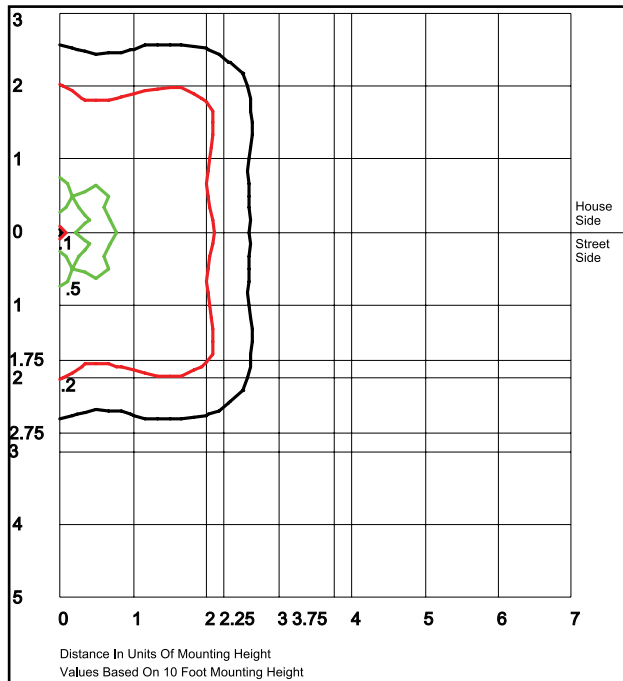
BW12QC1X19UAM
 Type III

Grid in MH
 MH=10 Feet



BW12QD1X19UAM
 Type IV

Grid in MH
 MH=10 Feet



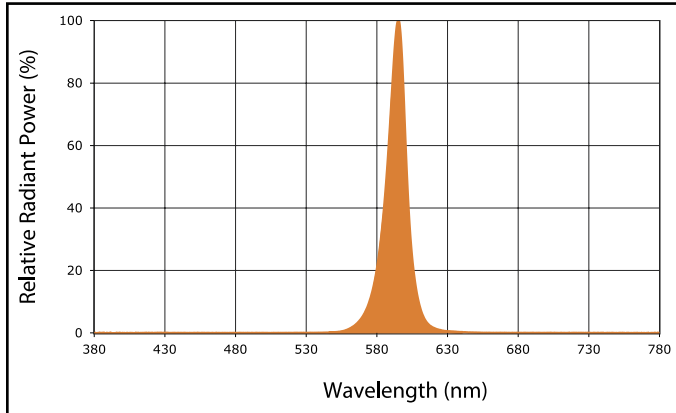
BW12QF1X19UAM
 Type V

Grid in MH
 MH=10 Feet



**AMBER POST TOP, PENDANT,
 WALL**

Spectral Chart



Photometric Performance

Optic	Wattage (Catalog Logic)	
	Input Watts	19w (1X19)
CCT	Delivered Lumens	
BW12Q B=Type II Open	Amber	727
	BUG Rating	B0-U0-G0
BW12Q C=Type III Open	Amber	765
	BUG Rating	B0-U0-G0
BW12Q D=Type IV Open	Amber	757
	BUG Rating	B0-U0-G1
BW12Q F=Type V Open	Amber	801
	BUG Rating	B0-U0-G0

Projected Lumen Maintenance

Data shown for Amber LEDs	Compare to MH						
	TM-21-11	Input Watts	Initial	25,000 Hrs	50,000 Hrs	100,000 Hrs	Calculated LED Life
L70 Lumen Maintenance @ 25°C / 77°F	21.4w		1.00	0.96	0.92	0.84	187,000
L70 Lumen Maintenance @ 50°C / 122°F			1.00	0.93	0.87	0.73	113,000
L80 Lumen Maintenance @ 40°C / 104°F			1.00	0.97	0.93	0.86	144,000

NOTES:
 1. Projected per IESNA TM-21-11. Data references the extrapolated performance projections for the base model in a 25°C ambient, based on 10,000 hours of LED testing per IESNA LM-80-08.
 2. Compare to MH box indicates suggested Light Loss Factor (LLF) to be used when comparing to Metal Halide (MH) systems.