



**A M B E R B O L L A R D**

**L70**  
 25°C 147,000 Hours



**NEW Soft Shine Low Glare White Cone Reflector**  
 Daytime View      Nighttime View  
 (Dome Top Shown for Visual Concept)



**IES Type III & V Glass**  
**CAV19G3Q & CAV19G5Q**



**LED Cone Reflector**  
**CAV19RLQ**



**Square Louvers**  
**CAV19LSQ**



**SoftLED LumaLens**  
**Opal Array Lens**



**Shown with "S5" Sensor**



**Shown with GFCI**

The Pemco AmberLED Bollards are designed to replace HID lighting systems up to 70w MH or HPS for wildlife, dark skies, or security applications requiring monochromatic AMBER light. LEDs operate between 585 and 595nm, greater than 560nm required for wildlife protection. These fixtures are ideal for retail centers, industrial parks, schools and universities, public transit and airports, office buildings and medical facilities.

**Specifications and Features:**

**Housing:**

Extruded Aluminum Housing with Flush Mounting Base & Vandal-Resistant Screws, Flat Top, Internal Ballast Tray for Easy Maintenance. Bollards Can Be Cut to Custom Lengths Upon Request.

**Listing & Ratings:**

CSA: Listed for Wet Locations, ANSI/UL 1598, 8750; IP65 Sealed LED Compartment.

**Finish:**

Textured Architectural Bronze or Black Powdercoat Finish Over a Chromate Conversion Coating. Custom Colors Available Upon Request.

**Style:**

IES Type III or V Clear Prismatic Borosilicate Glass Refractor, Specially Designed Cone Reflector or Internal Louvers

**Lens:**

Clear UV-Stabilized Polycarbonate Vandal-Resistant Lens or SoftLED LumaLens UV-Stabilized Polycarbonate Opal Vandal-Resistant Lens

**Mounting Options:**

Mounting Kit with 8" Zinc-Plated Anchor Bolts, Included.

**AmberLED:**

Aluminum Boards

**Wattage:**

Array: 14.5w, System: 17w; (70w HID Equivalent)

**Driver:**

Electronic Driver, 120-277V, 50/60Hz; Less Than 20% THD and PF>0.90. Standard Internal Surge Protection 2kV. 0-10V Dimming Standard for a Dimming Range of 100% to 10%; Dimming Source Current is 150 Microamps.

**Controls:**

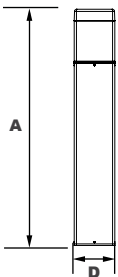
Fixtures Ordered with Factory-Installed Motion Sensor Controls are Internally Wired for Switching and/or 1-10V Dimming Within the Housing. Remote Direct Wired Interface of 1-10V Dimming is Not Implied and May Not Be Available, Please Consult Factory. Fixtures are Tested with Pemco Controls and May Not Function Properly With Controls Supplied By Others. Fixtures are NOT Designed for Use with Line Voltage Dimmers.

**Warranty:**

5-Year Warranty for -40°C to +40°C Environment.

See Page 3 for Projected Lumen Maintenance Table.

**AmberLED**



Dimensions	
Length (D)	7" (177mm)
Height (A)	41 1/8" (1,051mm)





## AMBER BOLLARD

### Order Information Example:

CAV19RLQF1X15UAMZ36SF

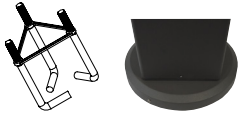
Model	Optics	Wattage	Driver	CCT	Lens	Color	Height	Options
<b>CAV19RWQ</b> =Square Flat Bollard with Soft Shine Low Glare White Cone Reflector <b>CAV19RLQ</b> =Square Flat Bollard with LED Cone Reflector <b>CAV19G3Q</b> =Square Flat Bollard with IES Type III Glass <b>CAV19G5Q</b> =Square Flat Bollard with IES Type V Glass <b>CAV19LSQ</b> =Square Flat Bollard with Square Louvers	<b>F</b> =Wide Beam Spread	<b>1X15</b> =15w	<b>U</b> =120-277V	<b>AM</b> =1400K	<b>(Leave Blank)</b> = Clear Lens <b>L</b> =SoftLED LumaLens Opal UV-Stabilized Polycarbonate Array Lens*  <b>*White Cone Reflector Only</b>	<b>Z</b> =Bronze <b>B</b> =Black <b>C</b> =Custom (Consult Factory)	<b>(Leave Blank)</b> = 42" Standard Height <b>36</b> =36" Height <b>30</b> =30" Height	<b>SF</b> =Single Fuse* <b>DF</b> =Double Fuse* <b>SP</b> =Surge Protection <b>GF1</b> =GFCI Outlet, 15A, 120V <b>PC3</b> =Photocell, 120-277VAC <b>SS</b> =Microwave Sensor with Dimming & Remote Programming, 120-277V Only. See P17125 Spec. Page for Details. <b>BU</b> =Battery Backup, 90 Minutes* <b>BUC</b> =Cold Start Battery Backup, -20°C, 90 Minutes*  <b>*120-277V Models Only.</b>

### Accessories & Replacement Parts:

#### Mounting Accessories (Order Separately, Field Installed)

<b>BOLAN4</b>	Mounting Kit, Includes Bracket & Three (3) 4" Zinc-Plated Anchor Bolts
<b>BOLAN8</b>	Mounting Kit, Includes Bracket & Three (3) 8" Zinc-Plated Anchor Bolts
<b>BOLAN12</b>	Mounting Kit, Includes Bracket & Three (3) 12" Zinc-Plated Anchor Bolts
<b>BOLAN15</b>	Mounting Kit, Includes Bracket & Three (3) 15" Zinc-Plated Anchor Bolts
<b>BREBASE*</b>	Bollard Retrofit Base Kit Adapts New Bollards to Most Existing Bolt Patterns. Fits all Pemco Bollards. Die Cast with Powdercoat Finish, Hardware Included. 1 1/2" Dia. x 1 1/2" H

\*Specify Color: Z=Bronze, B=Black, C=Custom (Consult Factory)



**BOLAN** **BREBASE\***

\*Shown Mounted

#### Accessories (Order Separately, Field Installed)

P17126 Remote Programming Tool for P17125



**P17126**

#### Replacement Parts (Order Separately, Field Installed)

<b>P18103</b>	120-277VAC Photocell
<b>P17125</b>	Internal Microwave Sensor with Dimming & Remote Programming, 120-277V Only. See P17125 Spec. Page for Details.
<b>BOSPC</b>	Replacement Square UV-Stabilized Polycarbonate Vandal-Resistant Lens
<b>BOSPCLL</b>	Replacement SoftLED LumaLens Opal UV-Stabilized Polycarbonate Array Lens
<b>BOSBASE*</b>	Die Cast Base Plate with Powdercoat Finish Over a Chromate Conversion Coating.

\*Specify Color: Z=Bronze, B=Black, C=Custom (Consult Factory)

For Replacement Battery Backup, see the Pemco LED Battery Backup Specification Sheet.

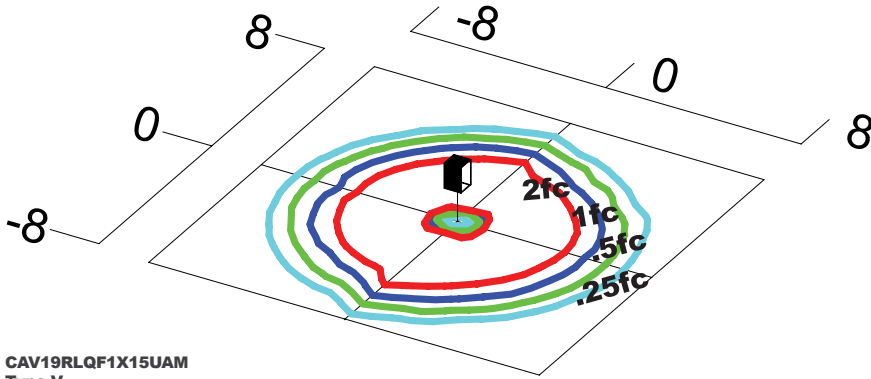


**P18103** **P17125** **BOSPC, BOSPCLL** **BOSEBASE**



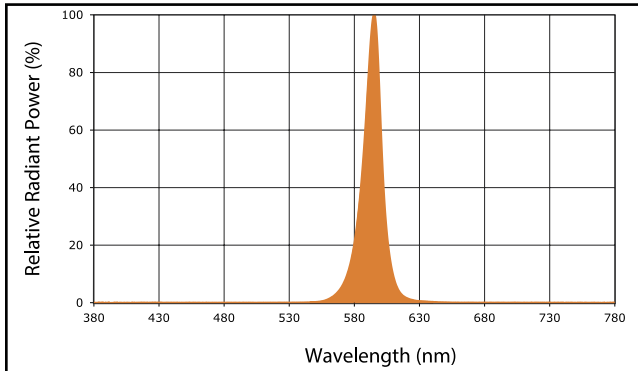
## AMBER BOLLARD

### Photometric Data



CAV19RLQF1X15UAM  
Type V  
Grid in feet, Mounting Height = 3.5 ft.

### Spectral Chart



### Photometric Performance

LED Board Watts	Drive Current (mA)	Input Watts	Optics	Amber LEDs				
				Lumens	LPW	B	U	G
AmberLED 15w	116	17	Cone Reflectors	360	21	0	2	0
			BOSFG3 Type III Glass	277	16	0	2	0
			BOSFG5 Type V Glass	270	16	0	2	0
			BOSFL Louvers	187	11	0	1	0

### Projected Lumen Maintenance

Data shown for Amber LEDs		Compare to MH				
TM-21-11	Input Watts	Initial	25,000 Hrs	50,000 Hrs	100,000 Hrs	Calculated LED Life
L70 Lumen Maintenance @ 25°C / 77°F	17	1.00	0.95	0.90	0.80	147,000
L70 Lumen Maintenance @ 50°C / 122°F		1.00	0.89	0.78	0.55	67,000
L80 Lumen Maintenance @ 40°C / 104°F		1.00	0.92	0.85	0.70	66,000

**NOTES:**  
 1. Projected per IESNA TM-21-11. Data references the extrapolated performance projections for the base model in a 25°C ambient, based on 10,000 hours of LED testing per IESNA LM-80-08.  
 2. Compare to MH box indicates suggested Light Loss Factor (LLF) to be used when comparing to Metal Halide (MH) systems.